


# VANGUARD MODELS

BY CHRIS WATTON

## Building the carronade

1.



2.



Glue the short length of wood into the inboard slot. This should be flush on the upper surface.

3.



4.



5.

OPTION 1



If carronade is resting on deck or a low gun port sill, use either one or two of the supplied spacers.


6.

OPTION 2




If mounting the carronade on top of a gun port sill, fit the mounting bracket as seen here.


7.



8.



9.



10.




11.



12.



13.



14.

Drill all the way through using a 1mm drill bit.



15.



16.

Cut a short piece of brass wire around height of carronade and glue into the hole.



17.



18.

